

# Halloween Lacing Cards

## Supplies Needed:


- Sturdy Paper
- Hole Punch
- Shoelace or thick thread with one end taped.


## How to Prepare:


1. Print cards on study paper or cardstock. (optional: laminate after printing)
2. Punch holes with standard hole punch.
3. Tie a knot in one end of the string.


## How to Use:

1. Thread the shoelace or string through the holes.
2. Either follow the edges or get creative and make your own pattern.









Thank you for downloading our free printables!

Don't forget to subscribe to our email newsletter so you'll know when we have new ones available.

Our printables are for your personal use at home or in your personal classroom.

Know someone else who would love these? Please have them visit Life With Darcy & Brian to get their own set.

Thank you and have a wonderful day!

~Darcy



**For personal use only**  
**[darcyandbrian.com](http://darcyandbrian.com)**